



Communication Address:

Solara Active Pharma Sciences Limited
Batra Centre
No. 28, Sardar Patel Road, Post Box 2630
Guindy, Chennai - 600 032, India
Tel : +91 44 43446700, 22207500
Fax : +91 44 22350278
E-mail : investors@solara.com
www.solara.co.in

August 4, 2020

The BSE Limited

Phiroze Jeejeebhoy Towers
Dalal Street, Mumbai - 400 001

Scrip Code: 541540

The National Stock Exchange of India

Limited Exchange Plaza, Bandra-Kurla
Complex Sandra (E), Mumbai - 400 051

Scrip Code: SOLARA

Dear Sir/ Madam,

Sub: Newspaper advertisement

Please find enclosed copies of the newspaper advertisement titled 'Financial Results for the quarter June 30, 2020'. The advertisements appeared in today's Business Standard and Lokmat (Marathi version).

This is for your information and records.

This will also be hosted on the Company's website, at www.Solara.co.in

Thanking you,

Yours Truly,

For Solara Active Pharma Sciences Limited

S. Murali Krishna
Company Secretary

Enclosed: - Newspaper clippings

Weak US outlook weighs on Sun Pharma's revenue growth

Margin gains in the June quarter unlikely to sustain

RAM PRASAD SAHU
Mumbai, 3 August

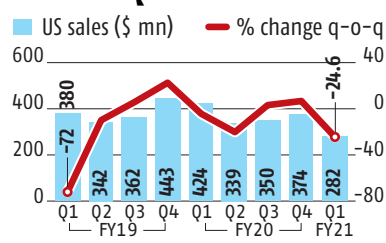
Sun Pharmaceutical's June quarter results were weighed down by weak sales in the US market, especially in the high-margin specialty segment. Its American sales slid 24.6 per cent on a sequential basis, as Sun's specialty portfolio, as well as its subsidiary Taro Pharma's sales, dipped 33-38 per cent. Taro Pharma, which accounted for 42 per cent of Sun's US sales, reported its worst quarterly performance in nine years.

The derma (skin) product segment, which accounts for around two-thirds of Taro's sales, was the worst-affected due to pricing pressures. Sales for the specialty portfolio fell on account of the lockdown, while the performance of the generic business was similar to the one reported in the March quarter.

Stocking up in the March quarter had boosted Sun's US sales performance in that quarter, and the company had indicated a softer June quarter. Compared to the year-ago quarter, sales were down by

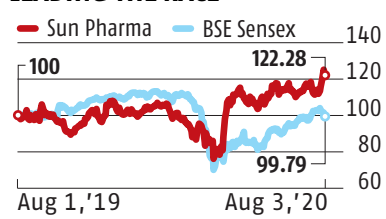


US PHARMA SALES AT MULTI-QUARTER LOWS



Source: Emkay Global

LEADING THE RACE



a third, with the base quarter having a one-off in the form of a generic supply contract pegged at \$40-\$45 million.

Analysts at Prabhudas Lilladher believe the company's US business will continue to face challenges due to lower revenues from specialty products, lack of approvals because of the Halol regulatory issue,

Taro's continued weak performance, and research-related spends on psoriasis treatment drug Ilumya for new indications.

At 32 per cent, the India business contribution was the highest to the firm's overall sales. Led by its chronic portfolio, which accounts for 56 per cent of domestic sales, the company posted a better-than-

expected 3 per cent increase in revenues for the quarter. The active pharmaceutical ingredient segment posted a sharp 20 per cent growth over the year-ago quarter.

Despite the 9.4 per cent decline in consolidated revenues, the company managed to post an improvement in operating profit margins by 770 basis points sequentially, to 24.3 per cent. This was led by lower raw material, research, and other expenditure. However, Pratul Bohra of Emkay Global believes these gains are unlikely to sustain as marketing costs pick up going ahead. He believes a slow specialty ramp up, higher competition in acne drug Absorica, and an increase in field force will limit gains. These cost pressures and a gradual uptick in revenues will keep margins flat over the next two years.

While net profit was hit by a one-time settlement charge of ₹3,633 crore related to Taro, adjusted net profit of ₹1,146 crore was better than expectations.

Key positives are an expected improvement in the India business in the coming quarters and the resolution of the US Department of Justice overhang for Taro in the June quarter. While its focus on the specialty segment is positive for the longer term, a steady improvement in US sales over the next few quarters will be the single-biggest trigger for stock in the near term.

Investing in SGBs at high prices could be risky

Entering this long-term instrument could cause distress if the rally ends in some years

BINDISHA SARANG

The Sovereign Gold Bond Scheme (SGB) 2020-21-Series V is open for subscription from August 3-7. The price of this tranche has been fixed at ₹5,334 per 1 gram of gold. Investors need to carefully decide whether they should lock in their money in SGBs for the long term at the current high prices or consider more liquid alternatives, like gold exchange-traded funds (ETFs).

The primary factor responsible for the ongoing bull run in the yellow metal is the global economic downturn. Says Feroze Azeez, deputy chief executive officer, Anand Rathi Private Wealth: "Gold prices have seen unprecedented highs due to the economic uncertainty triggered by the Covid-19 pandemic. If not for it, gold would not have seen these levels." Gold had touched ₹53,000 per 10 grams in the past month.

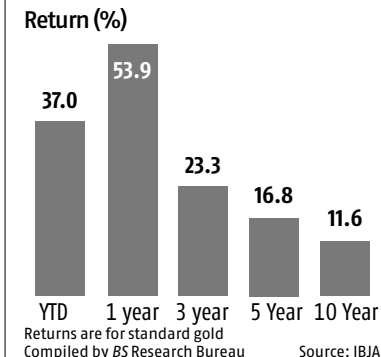
Experts caution against the current high prices. Says Pankaj Mathpal, founder and managing director, Optima Money Managers: "Between the April tranche and the latest one, the price of SGB has increased by approximately 15 per cent, making it very expensive right now. It is unlikely that the current momentum in gold prices will continue."

If you are closer to the end of the rally in gold, investors could be disappointed if they lock themselves in an instrument like SGB, which has an eight-year tenure. Experts believe the current rally may not last beyond two years. They believe gold prices could correct by 20-25 per cent in two years.

Those accumulating gold for a consumption-oriented goal may still buy. If you are buying it in small amounts for your daughter's marriage, which is a decade or so away, you may still buy. But if you are buying for investment, your decision-making criteria should be different. Ideally, investors should maintain an allocation of around 10 per cent to the yellow metal. Says Mathpal: "Only those who don't have any exposure to gold should consider buying at such high prices."

While the annual 2.5 per cent

GOLD HAS BEEN A STELLAR PERFORMER



Returns are for standard gold. Compiled by BS Research Bureau. Source: IBJA

interest makes SGBs attractive, they have a few disadvantages. One is liquidity. SGBs mature after eight years. Investors can exit prematurely by selling them back to the issuer after five years. These bonds are also listed on the stock exchanges. However, if you trying to exit via this route, you will have to sell at a discount.

Those wanting to invest now may avoid the primary issue and buy these bonds at a discount from the secondary market and sell when prices climb higher or redeem them at maturity. Says Azeez: "Listed SGBs are quoting ₹51,800 today, i.e., 2 per cent less than the current price."

Globally, gold-backed ETFs have seen net inflows of about \$39.5 billion this calendar year, according to the World Gold Council. Indian investors, too, may consider them. While SGBs offer an interest rate of 2.5 per cent annually, gold ETFs charge an annual expense ratio.

Nonetheless, investors who have a shorter investment horizon and want liquidity may consider gold ETFs, which are easy to exit by selling on the stock exchanges.

Interest earned on SGBs is taxed by being added to income. It is then taxed at the slab rate. Says Gopal Bohra, partner, NA Shah Associates LLP: "No capital gains tax is payable by an individual on the redemption of SGBs on maturity. However, this tax is payable if one transfers SGBs before maturity, just as you would pay on the transfer of physical gold, ETFs or gold mutual funds."

Oil near \$40 with Opec+ unwinding output cuts

BLOOMBERG
3 August

Oil was steady near \$40 a barrel as Opec+ producers started supplying more crude to a global market where many countries are still struggling to contain the novel coronavirus.

The Organization of Petroleum Exporting Countries and its allies will pump about 1.5 million barrels a day more this month than in July as they started to unwind their historic virus-driven output curbs, with Russia already having lifted its production slightly last month. At the same time, diesel sales in India were down 21 per cent on the previous year in July, a sign of the stuttering demand recovery in one of the world's largest consumers.

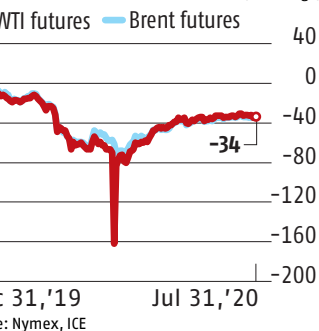


Oil has been stuck in a narrow band since June, with rising virus infections in many countries increasing concerns about a renewed hit to the global economy. It's a precarious time for producers to be adding more supply, with Royal Dutch Shell Plc and Exxon Mobil predicting there may not be a full demand recovery until next year.

"As Opec+ begins to raise its production, the economic outlook is still uncertain and largely tied to the evolution of Covid-19," said Harry Tchilinguirian, head of commodity markets strategy at BNP Paribas. "Concerns appear to be developing that a

rise in Opec+ production will coincide with an uneven recovery in oil demand." There's growing evidence that the recovery in oil demand is running out of steam, JPMorgan Chase & Co analysts including Natasha Kaneva wrote in a report. With travel indicators appearing to have stalled, there's a chance global oil consumption could find a new normal at about 90 million barrels a day, according to the report, down from about 100 million previously.

TIGHT TRADING



Supply from Opec+ will be increasing as virus cases accelerate in California, a lockdown is being reimposed in Manila, and Australia's second-biggest city of Melbourne institutes a curfew to stem the spread.

Kopran Limited
Regd. Office: Parijat House, 1076, Dr. E. Moses Road, Worli, Mumbai - 400 018.
CIN: L24230MH1958PLC011078
Website: www.kopran.com. Email ID: investors@kopran.com.
Tel. No.: 022-43661111; Fax No.: 022-24950363

NOTICE
Notice is hereby given pursuant to Regulation 29 read with Regulation 47 of SEBI (Listing Obligations and Disclosure Requirements) Regulations, 2015 that the meeting of the Board of Directors of Kopran Limited has been convened to be held at the Registered Office of the Company at Mumbai on Tuesday, 11th August, 2020 inter-alia to consider and approve Unaudited Standalone and Consolidated Financial Results for the First Quarter ended 30th June, 2020.

After declaration of the Financial Results, the same shall be displayed on the Company's Website at www.kopran.com and also on the website of Stock Exchanges i.e. www.nseindia.com and www.bseindia.com

For Kopran Limited
Sunil Sodhani
Date: 3rd August, 2020
Company Secretary & Compliance Officer

ADC India Communications Ltd.
CIN: L32209KA1988PLC009313
Regd. Office: No.10C, 2nd Phase, 1st Main, Peenya Industrial Area, Bangalore-560058
Tel:+91 80 28396102 / 28396291
E-mail: support@adckcl.com
Website: www.adckcl.com

NOTICE
Notice is hereby given pursuant to Regulation 29 read with Regulation 47 of SEBI (Listing Obligations and Disclosure Requirements) Regulations, 2015 that a Meeting of the Board of Directors of the Company will be held on Friday, August 14, 2020, inter alia, to consider and approve the unaudited financial results of the Company for the quarter ended June 30, 2020.

This information is also available on the website of BSE Limited at www.bseindia.com and shall also be available on the website of Company www.adckcl.com

For ADC India Communications Ltd
R.Ganesh
Company Secretary
Place: Bangalore
Date : August 3, 2020

NOTICE
Notice is hereby given that a meeting of the Board of Directors of the Bank will be held on Tuesday, 11th August, 2020 inter-alia, to consider and take on record unaudited standalone and consolidated financial results of the Bank for the first quarter ended 30th June 2020.

Place : Mumbai
Date : 03.08.2020

Sd/-
ANAND KUMAR DAS
DEPUTY GENERAL MANAGER/
COMPANY SECRETARY

KALYANI STEELS LIMITED
CIN: L27104MH1973PLC016350
Regd. Office : Mundhwa, Pune 411 036
Tel. : +91 20 66215000 Fax : +91 20 26821124
E-mail : investor@kalyanisteels.com
Website : www.kalyanisteels.com

NOTICE
Pursuant to Regulation 29 read with Regulation 47 of the Securities and Exchange Board of India (Listing Obligations and Disclosure Requirements) Regulations, 2015, Notice is hereby given that the meeting of the Board of Directors of the Company will be held on Monday, August 10, 2020, inter-alia, to consider and approve Unaudited Financial Results (Standalone and Consolidated) for the quarter ended June 30, 2020.

The above information is available on the Company's website viz. www.kalyanisteels.com and also available on the websites of Stock Exchanges viz. www.bseindia.com and www.nseindia.com

for KALYANI STEELS LIMITED
Mrs. D.R. Puranik
Company Secretary
Pune
August 3, 2020

NAVA BHARAT VENTURES LIMITED
Regd. Office: 6-3-1109/1, 'Nava Bharat Chambers', Raj Bhavan Road, Hyderabad - 500082
Corporate Identity No.: L27101TG1972PLC001549; Tel.Nos.:040-23403501/40345999; e-Fax No.:080-6688 6121
Email ID: investorservices@nbv.in; Website: www.nbventures.com

Extract of Standalone & Consolidated Unaudited Financial Results for the Quarter ended June 30, 2020
(Amount in lakhs of ₹ unless otherwise stated)

PARTICULARS	STANDALONE			CONSOLIDATED		
	Quarter ended	Quarter ended	Year ended	Quarter ended	Quarter ended	Year ended
	30.06.2020	30.06.2019	31.03.2020	30.06.2020	30.06.2019	31.03.2020
	(Unaudited)	(Unaudited)	(Audited)	(Unaudited)	(Unaudited)	(Audited)
Total Income from Operations (net)	15,276.85	29,100.99	1,07,999.18	59,932.10	76,802.10	2,75,872.09
Net Profit/(Loss) for the period (before tax and exceptional items)	3,398.03	5,580.19	19,521.10	13,031.30	16,753.08	58,909.79
Net Profit/(Loss) for the period (before tax after exceptional items)	3,398.03	5,580.19	19,521.10	13,031.30	16,753.08	58,909.79
Net Profit/(Loss) for the period after tax (after exceptional items)	2,238.01	3,594.08	12,855.83	9,542.07	14,479.65	53,075.45
Total comprehensive income for the period	2,238.01	3,594.08	12,906.46	10,031.22	13,901.76	75,372.04
Equity Share Capital	3,525.60	3,556.10	3,525.60	3,525.60	3,556.10	3,525.60
Reserves (excluding Revaluation Reserves as shown in audited Balance Sheet of previous year)	--	--	2,91,808.50	--	--	4,14,989.08
Earnings per share (of ₹ 2/- each):						
Basic : (₹)	1.37	2.17	7.83	4.21	6.65	24.10
Diluted : (₹)	1.37	2.17	7.83	4.21	6.65	24.10

Notes:
The above is an extract of the detailed format of Quarter ended unaudited financial results filed with the Stock Exchanges under Regulation 33 of the SEBI (Listing Obligations and Disclosure Requirements) Regulations, 2015. The full format of the quarter ended unaudited financial results are available on the Stock Exchange Websites (www.nseindia.com and www.bseindia.com) and on the Company's Website: www.nbventures.com.

For NAVA BHARAT VENTURES LIMITED
D.ASHOK
CHAIRMAN
Hyderabad
August 03, 2020

FERRO ALLOYS POWER MINING HEALTHCARE

Business Standard
MUMBAI EDITION

Printed and Published by Sangita Kheora on behalf of Business Standard Private Limited and Printed at M/s. Dangat Media Private Limited, 22 Digha M.I.D.C., TTC Industrial Area, Vishnu Nagar, Digha, Navi Mumbai, 400708 and M/s. Nai Dunia 23/4, 23/5, Sector-D, Industrial Area, J.K. Road, Near Minal Residency, Bhopal (M.P.)-462023. & Published at H/4 & U/3, Building H, Paragon Centre, Opp. Birla Centurion, P.B.Marg, Worli, Mumbai-400013

Editor : Shyamal Majumdar

RNI NO: 66308/1996

Readers should write their feedback at feedback@bsmail.in
Fax : +91-11-23720201

For Subscription and Circulation enquiries please contact:
Ms. Mansi Singh
Head-Customer Relations
Business Standard Private Limited,
H/4 & U/3, Building H, Paragon Centre, Opp. Birla Centurion, P.B.Marg, Worli, Mumbai - 400013
E-mail: subs_bs@bsmail.in
or sms, SUB BS to 570077

Overseas subscription: (Mumbai Edition Only)

One year subscription rate by air mail
INR 51765 : USD 725

MRF LIMITED
CIN:L25111TN1960PLC004306
Regd. Office: No. 114, Grams Road, Chennai 600 006
Tel.:044-28292777, Fax: 91-44-28295087
Email:mrfshare@mrfmail.com
Website: www.mrfmtyres.com

Pursuant to Regulation 29 read with Regulation 47 of SEBI (Listing Obligations and Disclosure Requirements) Regulations, 2015, notice is hereby given that the meeting of the Board of Directors of the Company will be held on Friday, 14th August, 2020, inter alia to consider and approve the Unaudited Financial Results (Standalone & Consolidated) of the Company for the quarter ended 30th June, 2020.

Further, this information is also available on the website of the Company i.e. www.mrfmtyres.com and on the website of the Stock Exchanges, www.nseindia.com and www.bseindia.com.

For MRF LIMITED,
S.DHANVANTH KUMAR
Date : 03.08.2020
Company Secretary

For ADC India Communications Ltd
R.Ganesh
Company Secretary
Place: Bangalore
Date : August 3, 2020

Nippon India Mutual Fund
(Formerly Reliance Mutual Fund)

Nippon Life India Asset Management Limited
(formerly known as Reliance Nippon Life Asset Management Limited)
(CIN - L65910MH1995PLC220793)

Registered Office: 4th Floor, Tower A, Peninsula Business Park, Ganapatrao Kadam Marg, Lower Parel (W), Mumbai - 400 013.
Tel No. +91 022 6808 7000 • Fax No. +91 022 6808 7097 • www.nipponindiafm.com

NOTICE NO. 41
NOTICE is hereby given that Nippon Life India Trustee Limited ("Trustee" for Nippon India Mutual Fund & formerly known as Reliance Capital Trustee Company Limited) has decided to wind up one of its mutual fund scheme i.e. Nippon India Emergent India Fund ("the Scheme") w.e.f. July 29, 2020 pursuant to regulation 39(2)(a) of the SEBI (Mutual Funds) Regulations, 1996. Accordingly, the Trustee & Nippon Life India Asset Management Limited have ceased to carry on any business activity, operations including issuance/ creation & cancellation/ redemption of any units in this Scheme. The Trustee or the person(s) so authorized will carry out/ complete the underlying requirements, as are stipulated under SEBI (Mutual Funds) Regulations, 1996.

For NIPPON LIFE INDIA ASSET MANAGEMENT LIMITED
(formerly known as Reliance Nippon Life Asset Management Limited)
(Asset Management Company for Nippon India Mutual Fund)
Sd/-
Authorised Signatory
Mumbai
August 03, 2020

Make even idle money work! Invest in Mutual Funds
Mutual Fund investments are subject to market risks, read all scheme related documents carefully.

SOLARA
Active Pharma Sciences

SOLARA ACTIVE PHARMA SCIENCES LIMITED
CIN: L24230MH2017PLC291636
Regd. Office: No. 201 Devavrata, Sector 17, Vashi, Navi Mumbai 400 703.
Corp. Office: No 28, Sardar Patel Road, Guindy, Chennai - 600 032

CONDENSED CONSOLIDATED FINANCIAL RESULTS FOR THE QUARTER JUNE 30, 2020
(Rs. in Crores except per share data)

Sl. No.	Particulars	3 months ended	Preceding 3 months ended	Corresponding 3 months ended in the previous year	Previous Financial Year ended
		30.06.2020	31.03.2020	30.06.2019	31.03.2020
		Unaudited	Refer Note 3	Unaudited	Audited
Continuing operations:					
1	Total income from operations	353.00	308.90	334.53	1,349.27
2	Net Profit for the period before tax	42.32	17.90	26.50	114.91
3	Net Profit for the period after tax	42.27	17.81	26.50	114.52
4	Other Comprehensive Income for the period	0.01	(3.56)	-	(3.71)
5	Total Comprehensive Income for the period (3 + 4)	42.28	14.25	26.50	110.81
6	Equity Share Capital	26.85	26.85	25.77	26.85
7	Other Equity				1,059.09
8	Earnings Per Share (of Rs. 10/- each) (for continuing operations) -				
	Basic (Rs.)	15.75	6.78	10.29	44.29
	Diluted (Rs.)	14.74	6.21	10.22	42.82

Notes:
1 The above is an extract of the detailed format of Quarterly Financial Results filed with the Stock Exchanges under Regulation 33 of the SEBI (Listing and Other Disclosure Requirements) Regulations, 2015. The full format of the Quarterly Financial Results are available on the websites of the NSE Limited (www.nseindia.co.in), BSE Limited (www.bseindia.com) and at the Company's website (www.solara.co.in)
2 The above results were reviewed by the Audit Committee and approved by the Board of Directors at their meeting held on August 3, 2020. The above results for the quarter ended June 30, 2020 have been reviewed by Deloitte Haskins & Sells LLP, the statutory auditor of the Company, on which they have given an unmodified report.
3 The results for the quarter ended March 31, 2020, are the balancing figure between audited figures in respect of the full financial year ended March 31, 2020 and the published year to date figures up to the third quarter of the respective financial year then ended.

For and on behalf of board
Bharath R Sessa
Managing Director & CEO
Place : Bengaluru
Date : August 3, 2020

DISCLAIMER News reports and feature articles in Business Standard seek to present an unbiased picture of developments in the markets, the corporate world and the government. Actual developments can turn out to be different owing to circumstances beyond Business Standard's control and knowledge. Business Standard does not take any responsibility for investment or business decisions taken by readers on the basis of reports and articles published in the newspaper. Readers are expected to form their own judgement.
Business Standard does not associate itself with or stand by the contents of any of the advertisements accepted in good faith and published by it. Any claim related to the advertisements should be directed to the advertisers concerned.
Unless explicitly stated otherwise, all rights reserved by M/s Business Standard Pvt. Ltd. Any printing, publication, reproduction, transmission or redistribution of the contents, in any form or by any means, is prohibited without the prior written consent of M/s Business Standard Pvt. Ltd. Any such prohibited and unauthorised act by any person/legal entity shall invite civil and criminal liabilities.

No Air Surcharge



SOLARA
Active Pharma Sciences

सोलारा ॲक्टिव्ह फार्मा सायन्सेस लिमिटेड

CIN: L24230MH2017PLC291636

नोंदणीकृत कार्यालय: २०१, देवव्रत, सेक्टर-१७, वाशी, नवी मुंबई - ४०० ७०३.

कॉर्पोरेट कार्यालय: नं. २८, सरदार पटेल रोड, गिन्डी, चेन्नई - ६०० ०३२

३० जून, २०२० रोजी तिमाहीसाठी संपलेले संकलित एकत्रित वित्तीय निष्कर्ष (प्रति शेअर डेटा वगळता रु. कोटीमध्ये)

अ. क्र.	तपशील	संपलेली तिमाही	मागील संपलेली तिमाही	मागील वर्षातील संपलेली संबंधीत तिमाही	मागील संपलेले आर्थिक वर्ष
		३०.०६.२०२०	३१.०३.२०२०	३०.०६.२०१९	३१.०३.२०२०
		अलेखापरीक्षित	टिप ३ पहा	अलेखापरीक्षित	लेखापरीक्षित
	चालू असलेले संचालन				
१	प्रवर्तनातून एकूण उत्पन्न	३५३.००	३०८.९०	३३४.५३	१,३४९.२७
२	कालावधीसाठी करपूर्व निव्वळ नफा	४२.३२	१७.९०	२६.५०	११४.९१
३	कालावधीसाठी करोत्तर निव्वळ नफा	४२.२७	१७.८१	२६.५०	११४.५२
५	कालावधीसाठी इतर सर्वसामावेशक उत्पन्न	०.०१	(३.५६)	-	(३.७१)
६	कालावधीसाठी इतर सर्वसामावेशक उत्पन्न (३+४)	४२.२८	१४.२५	२६.५०	११०.८१
७	समभाग भांडवल	२६.८५	२६.८५	२५.७७	२६.८५
८	इतर समभाग				१,०५९.०९
९	प्रति समभाग प्राप्ती (प्रत्येकी रु. १० चे) (संचालन सुरु ठेवण्याकरिता) -				
	मूलभूत (रु.)	१५.७५	६.७८	१०.२९	४४.२९
	सौम्यिकृत (रु.)	१४.७४	६.२१	१०.२२	४२.८२

टिपा :

- वरील माहिती म्हणजे सेबी (लिस्टिंग ऑब्जिगेशन्स ॲण्ड ऑडर डिस्कलोजर रिक्वायरमेंट्स) रेग्युलेशन्स, २०१५ च्या रेग्युलेशन ३३ अंतर्गत स्टॉक एक्सचेंजेमध्ये सादर केलेल्या तिमाहीसाठी संपलेल्या वित्तीय निष्कर्षांचा तपशीलवार विवरणाचा एक उतारा आहे. वित्तीय निष्कर्षांचे संपूर्ण विवरण स्टॉक एक्सचेंजेसच्या वेबसाईट्स एनएससी लिमिटेड (www.nseindia.com) आणि बीएससी लिमिटेड (www.bseindia.com) वर तसेच कंपनीची वेबसाईट (www.solara.co.in) वर उपलब्ध आहे.
- वरील निष्कर्षांचे लेखापरीक्षण समितीद्वारे पुनरावलोकन करण्यात आले होते व संचालक मंडळाद्वारे त्यांच्या दि. ०३ ऑगस्ट, २०२० रोजी आयोजित सभेत त्यांना मंजूरी देण्यात आली आहे. दि. ३० जून, २०२० रोजी संपलेल्या तिमाहीकरिताचे निष्कर्ष हे डीलॉइट हस्किन्स ॲन्ड सेल्स एलएलपी - कंपनीचे वैधानिक लेखापरीक्षक यांच्या मर्यादित पुनरावलोकनाच्या अधीन आहेत. वैधानिक लेखापरीक्षकांचा अहवाल हे अपरिवर्तित मत आहे.
- वरील निष्कर्षांमध्ये दि. ३१.०३.२०२० रोजी संपलेल्या तिमाहीकरिताच्या निष्कर्षांचा समावेश आहे जो संपूर्ण वित्तीय वर्ष ३१.०३.२०२० आणि गत वित्तीय वर्षाच्या तिसऱ्या तिमाहीपर्यंतच्या प्रसिद्ध वर्ष ते तारीख आकडेवारीसंदर्भातील लेखापरीक्षित आकडेवारी दरम्यान ताळमेळ साधणारा आहे.

संचालक मंडळाच्या वतीने आणि साठी
सही/-

ठिकाण : बंगळूरु

दिनांक : ०३ ऑगस्ट, २०२०

भारत आर.सेशा

व्यवस्थापकीय संचालक आणि सिएफओ